

## Overhead & Projection

### Overhead – Wall Mount (OWM)

Overhead wall-mount signs are 7/16" depth Arris System Horizontal Configuration frames. Radius profiles are at the top/bottom of sign. Concealed mechanical fastening secures the sign to the wall surface.

The 1/16" non-glare lens is lifted & pulled from the frame using a suction cup tool, making graphics easy to update.



### Overhead – Ceiling Mount (OCM)

Arris overhead ceiling-mount signs feature a modular aluminum mounting bracket that can either be flush mounted to a ceiling surface or is easily compatible with cable suspension. Bracket installation is fast and easy. The 1/16" non-glare lenses are lifted and pulled from the frame with a suction cup tool.

Features (2) 7/16" depth Arris frames assembled back-to-back.

Wire suspended mounting is also available.



### Wall - Projection Mount (PM)

Arris System wall projection assemblies feature two frames attached to a modular mounting bracket allowing for an easy yet very secure installation. .060" non-glare lenses are removed from the frames with a suction cup tool.

Features (2) 7/16" depth Arris frames assembled back-to-back.



## Overhead Wall Mount



**OWM8517(H)**  
8.5"h x 17"w



**OWM8524(H)**  
8.5"h x 24"w



**OWM8536(H)**  
8.5"h x 36"w




**OWM1117(H)**  
11"h x 17"w




**OWM1124(H)**  
11"h x 24"w



**OWM1136(H)**  
11"h x 36"w



**OWM1142(H)**  
11"h x 42"w

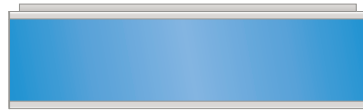


**OWM1148(H)**  
11"h x 48"w

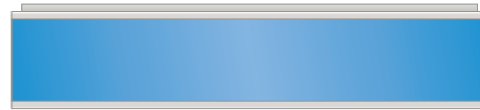
## Overhead Ceiling Mount



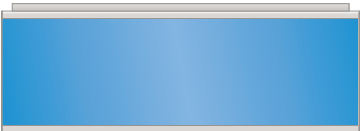
**OCM8524(H)**  
8.5"h x 24"w



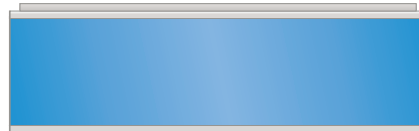
**OCM8536(H)**  
8.5"h x 36"w



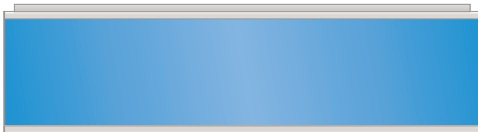
**OCM8548(H)**  
8.5"h x 48"w



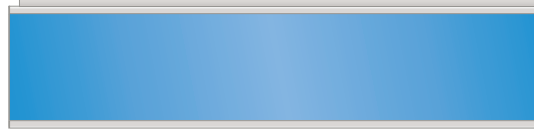
**OCM1136(H)**  
11"h x 36"w



**OCM1142(H)**  
11"h x 42"w



**OCM1148(H)**  
11"h x 48"w



**OCM1154(H)**  
11"h x 54"w

## Projection Wall Signs SA



**PM0606**  
6"h x 6"w



**PM8585**  
8.5"h x 8.5"w



**PM1185**  
11"h x 8.5"w



**PM1111**  
11"h x 11"w