

Overhead & Projection

Overhead – Wall Mount (OWM)

Overhead wall-mount signs are 7/16" depth Arris System Horizontal Configuration frames. Radius profiles are at the top/bottom of sign. Concealed mechanical fastening secures the sign to the wall surface.

The 1/16" non-glare lens is lifted & pulled from the frame using a suction cup tool, making graphics easy to update.



Overhead – Ceiling Mount (OCM)

Arris overhead ceiling-mount signs feature a modular aluminum mounting bracket that can either be flush mounted to a ceiling surface or is easily compatible with cable suspension. Bracket installation is fast and easy. The 1/16" non-glare lenses are lifted and pulled from the frame with a suction cup tool.

Features (2) 7/16" depth Arris frames assembled back-to-back.

Wire suspended mounting is also available.



Wall - Projection Mount (PM)

Arris System wall projection assemblies feature two frames attached to a modular mounting bracket allowing for an easy yet very secure installation. .060" non-glare lenses are removed from the frames with a suction cup tool.


Features (2) 7/16" depth Arris frames assembled back-to-back.




Overhead Wall Mount



OWM8517(H)
8.5"h x 17"w



OWM8524(H)
8.5"h x 24"w



OWM8536(H)
8.5"h x 36"w




OWM1117(H)
11"h x 17"w




OWM1124(H)
11"h x 24"w



OWM1136(H)
11"h x 36"w




OWM1142(H)
11"h x 42"w

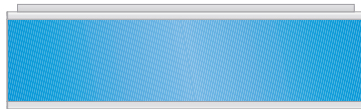


OWM1148(H)
11"h x 48"w

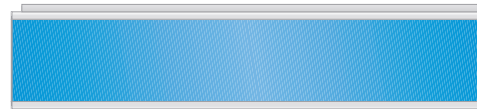
Overhead Ceiling Mount



OCM8524(H)
8.5"h x 24"w



OCM8536(H)
8.5"h x 36"w



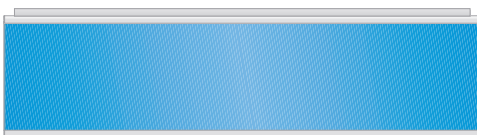
OCM8548(H)
8.5"h x 48"w



OCM1136(H)
11"h x 36"w



OCM1142(H)
11"h x 42"w



OCM1148(H)
11"h x 48"w



OCM1154(H)
11"h x 54"w

Projection Wall Signs SA



PM0606
6"h x 6"w



PM8585
8.5"h x 8.5"w



PM1185
11"h x 8.5"w



PM1111
11"h x 11"w